

Iraq Stock Exchange

Bulletin No (64)



سوق العراق للاوراق المالية
IRAQ STOCK EXCHANGE

ISX Trading Indices of Wednesday 15/4/2026

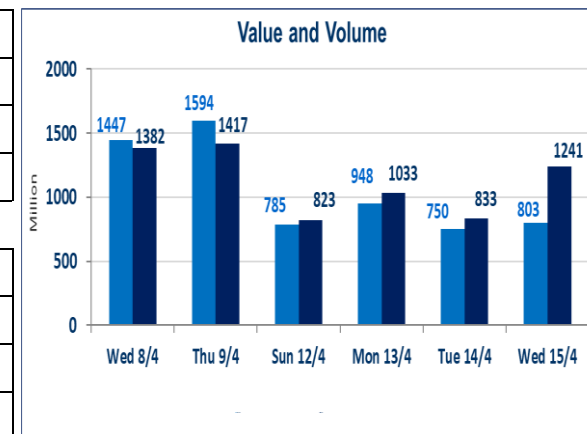
Traded Volume and OTC	803,238,839
-----------------------	-------------

Traded Value and OTC	1,241,068,021
----------------------	---------------

Traders	1207
---------	------

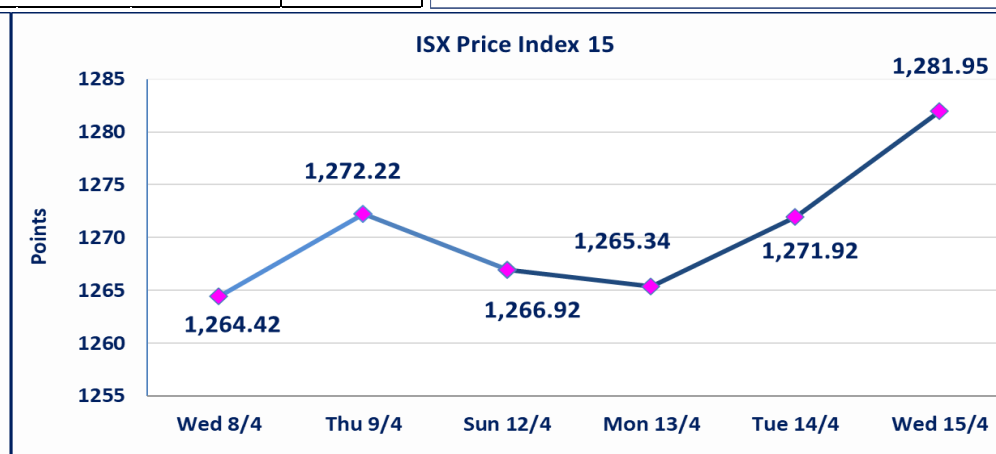
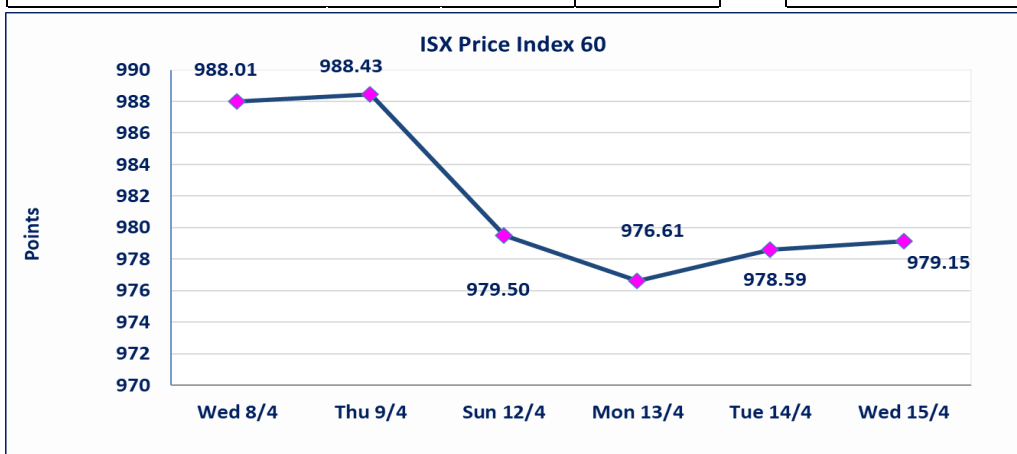
ISX Index 60	979.15
Previous ISX Index60	978.59
Change %	0.06
Change	0.56

ISX Index 15	1281.95
Previous ISX Index15	1271.92
Change %	0.79
Change	10.03



Listed Companies	104	OTC	14
Traded Listed Companies	47	OTC	2
GAM Companies	3		
Suspended Companies	8		

Non Traded listed	46	OTC	11
Higher Companies	10		
Lower Companies	10		
GAM Companies OTC	1		



ISX top gaining and losing companies

Wednesday 15/4/2026

Gainers

Company Name	Closing Price	Change (%)	Traded Volume
Babil Animal & Vegetable Produc	8.470	4.83	2,338,160
Investment Bank of Iraq	0.220	4.76	112,552
Ashour Hotel	32.200	4.72	2,500
Asia Cell Telecommunication	16.430	2.69	9,679,488
Fallujah for construction Materia	2.750	1.85	700,000

Losers

Company Name	Closing Price	Change (%)	Traded Volume
Al-Hamraa for Insurance	4.600	-4.96	56,956
Al-Mosul for funfairs	7.020	-2.90	12,224
Credit Bank Of Iraq	0.590	-1.67	2,992,254
Al-Ameen for Insurance	0.910	-1.09	21,695
Mamoura Realestate	3.230	-0.92	799,962

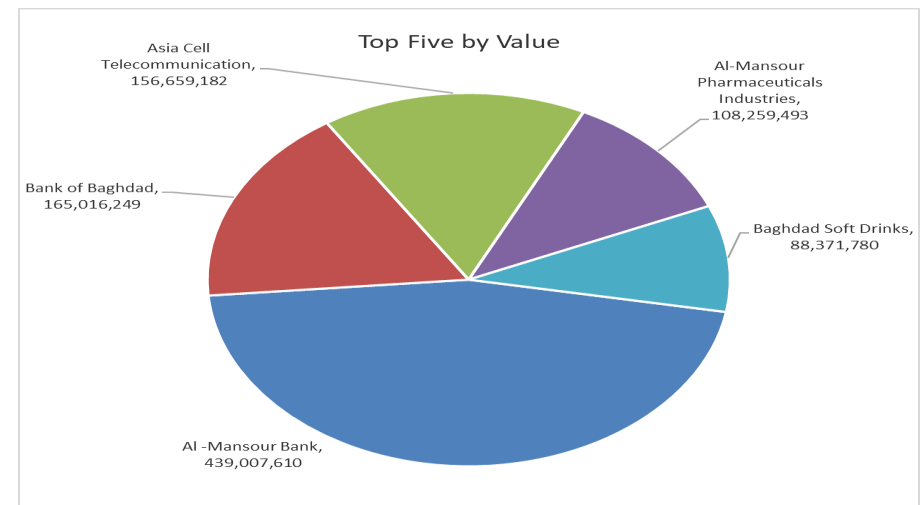
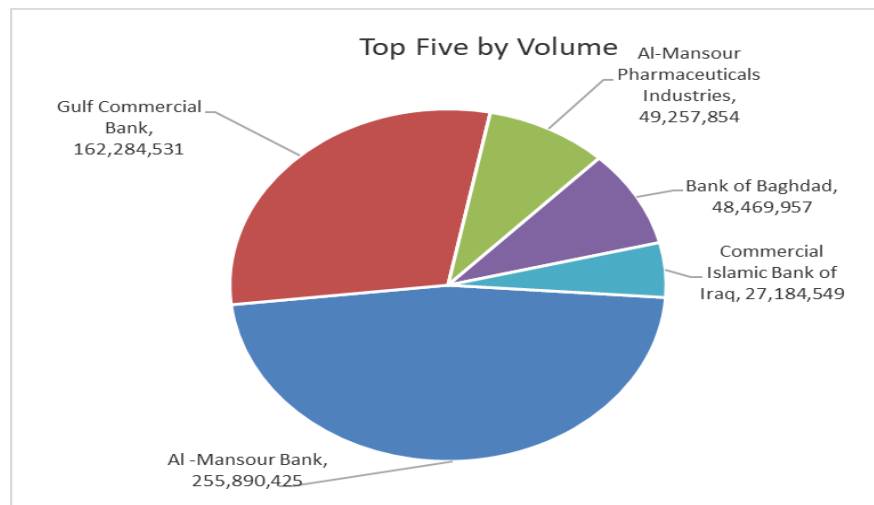
The most active companies in term of traded volume and value

Traded Volume

Company Name	Closing Price	Change (%)	Traded Volume
Al -Mansour Bank	1.730	1.76	255,890,425
Gulf Commercial Bank	0.380	0.00	162,284,531
Al-Mansour Pharmaceuticals Indu	2.200	-0.90	49,257,854
Bank of Baghdad	3.390	-0.88	48,469,957
Commercial Islamic Bank of Iraq	0.670	0.00	27,184,549

Traded Value

Company Name	Closing Price	Change (%)	Traded Value
Al -Mansour Bank	1.730	1.76	439,007,610
Bank of Baghdad	3.390	-0.88	165,016,249
Asia Cell Telecommunication	16.430	2.69	156,659,182
Al-Mansour Pharmaceuticals Indu	2.200	-0.90	108,259,493
Baghdad Soft Drinks	6.000	0.00	88,371,780



Regular Market Bulletin No (64)



Company Name	Code	opening Price	highest price	lowest price	Average price	Prev Average price	Closing Price	prev closing price	change (%)	No.of Trades	Traded Volume	Traded Value
Banks Sector												
Ashur International Bank	BASH	0.240	0.240	0.240	0.240	0.240	0.240	0.240	0.00	6	7,450,000	1,788,000
Bank of Baghdad	BBOB	3.420	3.420	3.380	3.400	3.410	3.390	3.420	-0.88	138	48,469,957	165,016,249
Commercial Islamic Bank of Iraq	BCOI	0.670	0.680	0.670	0.670	0.670	0.670	0.670	0.00	18	27,184,549	18,313,648
Economy Bank	BEFI	0.220	0.220	0.220	0.220	0.220	0.220	0.220	0.00	3	6,000,000	1,320,000
Elaf Islamic Bank	BELF	0.250	0.250	0.250	0.250	0.250	0.250	0.250	0.00	1	400,000	100,000
Gulf Commercial Bank	BGUC	0.380	0.380	0.370	0.380	0.380	0.380	0.380	0.00	32	162,284,531	61,010,288
Investment Bank of Iraq	BIBI	0.220	0.220	0.220	0.220	0.210	0.220	0.210	4.76	5	112,552	24,761
Iraqi Islamic Bank	BIIB	1.010	1.010	1.010	1.010	1.000	1.010	1.010	0.00	9	3,817,675	3,855,852
Middle East Bank	BIME	0.090	0.090	0.090	0.090	0.090	0.090	0.090	0.00	10	23,055,942	2,075,035
Mosul Bank For Investment	BMFI	0.140	0.140	0.140	0.140	0.140	0.140	0.140	0.00	11	16,343,314	2,288,064
Al -Mansour Bank	BMNS	1.700	1.740	1.700	1.720	1.700	1.730	1.700	1.76	285	255,890,425	439,007,610
National Bank of Iraq	BNOI	5.100	5.100	5.090	5.100	5.100	5.090	5.100	-0.20	80	11,508,559	58,681,686
Sumer Commercial Bank	BSUC	0.200	0.200	0.200	0.200	0.200	0.200	0.200	0.00	19	2,550,000	510,000
Al-Taif Islamic Bank	BTIB	0.670	0.670	0.670	0.670	0.670	0.670	0.670	0.00	3	7,225	4,841
United Bank	BUND	0.050	0.050	0.050	0.050	0.050	0.050	0.050	0.00	8	1,200,338	60,017
Total of Banks Sector										628	566,275,067	754,056,050
Telecommunication Sector												
Asia Cell Telecommunication	TASC	16.000	16.500	15.990	16.180	15.790	16.430	16.000	2.69	143	9,679,488	156,659,182
Al-Khatam Telecom	TZNI	3.700	3.710	3.700	3.700	3.690	3.710	3.690	0.54	6	99,954	370,279
Total of Telecommunication Sector										149	9,779,442	157,029,461
Insurance Sector												
Al-Ameen for Insurance	NAME	0.910	0.910	0.910	0.910	0.930	0.910	0.920	-1.09	3	21,695	19,742
Total of Insurance Sector										3	21,695	19,742
Service Sector												
Baghdad -Iraq Transportation	SBPT	23.500	23.500	23.350	23.490	23.380	23.350	23.350	0.00	7	860,332	20,211,802
Kharkh Tour Amuzement City	SKTA	4.300	4.300	4.280	4.300	4.300	4.300	4.300	0.00	82	1,590,647	6,831,876
Al-Mosul for funfairs	SMOF	7.020	7.020	7.020	7.020	7.230	7.020	7.230	-2.90	1	12,224	85,812
Mamoura Realestate	SMRI	3.250	3.250	3.200	3.220	3.260	3.230	3.260	-0.92	14	799,962	2,573,351
AL-Nukhba for Construction	SNUC	0.710	0.710	0.710	0.710	0.710	0.710	0.710	0.00	1	15,000	10,650
Total of Service Sector										105	3,278,165	29,713,491
Industrial Sector												
Baghdad Soft Drinks	IBSD	6.000	6.020	5.990	6.000	6.010	6.000	6.000	0.00	76	14,730,192	88,371,780
Iraqi For Tufted Carpets	IITC	18.190	18.190	18.190	18.190	18.000	18.190	18.000	1.06	1	3,000	54,570
Al -Khazer Construction Material	IKHC	1.240	1.240	1.240	1.240	1.240	1.240	1.240	0.00	3	4,000	4,960
Al-Mansour Pharmaceuticals Ind	IMAP	2.210	2.210	2.190	2.200	2.210	2.200	2.220	-0.90	34	49,257,854	108,259,493
Total of Industrial Sector										114	63,995,046	196,690,803
Hotels Sector												
Baghdad Hotel	HBAG	11.700	11.700	11.700	11.700	11.700	11.700	11.700	0.00	1	821	9,606
Ishtar Hotels	HISH	9.150	9.150	9.050	9.080	9.000	9.050	9.000	0.56	3	210,845	1,914,232
Mansour Hotel	HMAN	50.000	50.000	50.000	50.000	50.000	50.000	50.000	0.00	2	347	17,350
Tourist Village of Mosul dam	HTVM	13.800	13.800	13.800	13.800	13.800	13.800	13.800	0.00	1	1,800	24,840
Total of Hotels Sector										7	213,813	1,966,027
Agricultural Sector												
Al-Ahlyia agricultural production	AAHP	2.100	2.100	2.100	2.100	2.100	2.100	2.100	0.00	1	53,471	112,289
Babil Animal & Vegetable Produ	ABAP	8.200	8.470	8.200	8.300	8.040	8.470	8.080	4.83	14	2,338,160	19,410,936
Middle East for Production- Fish	AMEF	5.990	5.990	5.990	5.990	5.990	5.990	5.990	0.00	1	3,424	20,510
Total of Agricultural Sector										16	2,395,055	19,543,735
Total Of Regular										1,022	645,958,283	1,159,019,309

Second Platform Market Bulletin No (64)



Company Name	Code	opening Price	highest price	lowest price	Average price	Prev Average price	Closing Price	prev closing price	change (%)	No.of Trades	Traded Volume	Traded Value
Banks Sector												
Al-Ataa Islamic Bank	BLAD	0.100	0.100	0.100	0.100	0.100	0.100	0.100	0.00	1	100,000	10,000
Credit Bank Of Iraq	BROI	0.600	0.600	0.590	0.600	0.600	0.590	0.600	-1.67	6	2,992,254	1,783,696
Total of Banks Sector										7	3,092,254	1,793,696
Insurance Sector												
Al-Hamraa for Insurance	NHAM	4.830	4.830	4.600	4.630	4.940	4.600	4.840	-4.96	12	56,956	263,608
Total of Insurance Sector										12	56,956	263,608
Industrial Sector												
Al-Ameen Estate Investment	SAEI	1.810	1.820	1.810	1.810	1.810	1.810	1.800	0.56	5	754,402	1,365,488
Total of Industrial Sector										5	754,402	1,365,488
Industrial Sector												
Fallujah for construction Materi	IFCM	2.690	2.790	2.690	2.760	2.700	2.750	2.700	1.85	11	700,000	1,928,900
National Furniture Industries	IHFI	0.900	0.900	0.900	0.900	0.900	0.900	0.900	0.00	1	400,000	360,000
Total of Industrial Sector										12	1,100,000	2,288,900
Hotels Sector												
Ashour Hotel	HASH	32.200	32.200	32.200	32.200	30.750	32.200	30.750	4.72	3	2,500	80,500
Total of Hotels Sector										3	2,500	80,500
Total of Non Regular										39	5,006,112	5,792,192

Undisclosed Platform Companies Bulletin No (64)



Company Name	Code	opening Price	highest price	lowest price	Average price	Prev Average price	Closing Price	prev closing price	change (%)	No.of Trades	Traded Volume	Traded Value
Industrial Sector												
AL-Badia for General Trans	SBAG	1.050	1.050	1.030	1.040	1.000	1.050	1.050	0.00	4	786,033	817,614
General Transportation	SIGT	1.710	1.710	1.700	1.700	1.700	1.700	1.700	0.00	2	304,439	517,696
Total of Industrial Sector										6	1,090,472	1,335,310
Industrial Sector												
Iraqi Carton Manufactories	IICM	2.650	2.650	2.640	2.650	2.650	2.640	2.650	-0.38	2	700,000	1,853,000
National Chemical &Plastic	INCP	1.870	1.890	1.870	1.870	1.880	1.870	1.880	-0.53	8	4,589,822	8,599,032
Total of Industrial Sector										10	5,289,822	10,452,032
Hotels Sector												
Palestine Hotel	HPAL	18.210	18.210	18.200	18.200	18.290	18.200	18.200	0.00	16	817,109	14,871,784
Total of Hotels Sector										16	817,109	14,871,784
Agricultural Sector												
Iraqi for Seed Production	AISP	4.880	4.940	4.880	4.900	4.880	4.880	4.880	0.00	69	4,373,118	21,448,450
Total of Agricultural Sector										69	4,373,118	21,448,450
Total of Undisclosed										101	11,570,521	48,107,576
Grand Total										1,162	662,534,916	1,212,919,076

Iraq Stock Exchange not trading companies of Wednesday 15/4/2026

Company Names	Code	Previous Average Price	Closing Price
Banks Sector			
National Islamic Bank	BNAI	0.940	0.940
Kurdistan International Bank	BKUI	1.100	1.100
Union Bank of Iraq	BUOI	0.170	0.170
Asia Al Iraq Islamic Bank	BAIB	0.780	0.780
Cihan Bank for Islamic Investment&Finan	BCIH	2.200	2.200
Insurance Sector			
Dar Al-Salam for Insurance	NDSA	0.760	0.760
Gulf Insurance	NGIR	0.430	0.430
Service Sector			
Rehab Karbalaa	HKAR	0.630	0.630
Industrial Sector			
Iraqi Date Processing and Marketing	IIDP	2.450	2.450
Metallic Industries and Bicycles	IMIB	1.900	1.900
Modern Sewing	IMOS	5.500	5.500
Iraqi Engineering Works	IIEW	5.770	5.770
Ready Made Clothes	IRMC	2.290	2.280
Al-Kindi of Veterinary Vaccines	IKLV	2.500	2.500
Hotels Sector			
National for Tourist Investment	HNTI	9.250	9.250
Al-Sadeer Hotel	HSAD	22.990	22.990
Babylon Hotel	HBAY	102.000	102.000
Agricultural Sector			
Iraqi Agricultural Products	AIRP	10.000	10.000
Agricultural Products Meat	AIPM	4.450	4.450
Modern for Animal Production	AMAP	0.360	0.360
Company Names	Code	Previous Average Price	Closing Price
Banks Sector			
AL- Mal Islamic Bank	BMAL	1.000	1.000
Erbil Investment & FinanceBank	BERI	0.110	0.110
Trans Iraq Bank Investment	BTRI	0.310	0.310
International Islamic Bank	BINT	0.200	0.200
International Development Bank	BIDB	1.050	1.050
Al-Mashreq Al-Arabi Islamic Bank	BAMS	0.850	0.850
Iraq Noor Islamic Bank for Investment	BINI	0.250	0.250
Region Trade Bank	BRTB	1.000	1.010
Arab Islamic Bank	BAAI	1.000	1.000
Al-Rajih Islamic Bank	BRAJ	1.000	1.000
AL-Anssari Islamic Bank	BANS	0.050	0.050
Al-Mustashar Islamic Bank for Investmen	BMUI	1.000	1.000
Al-Qabidh Islamic Bank	BQAB	0.090	0.090
Trust International Islamic Bank	BTRU	0.750	0.750
World Islamic Bank for Investment	BWOR	1.000	1.000
Al janoob Islamic Bank	BJAB	0.940	0.940
Ameen Al-Iraq Islamic Bank	BAME	1.000	1.000
Investment Sector			
AL-Wiaam for Financial Investment	VWIF	0.690	0.690
Al-Ameen for Financial Investment	VAMF	1.200	1.200
Insurance Sector			
Alahliya For Insurance	NAHF	0.850	0.850
Industrial Sector			
Modern chemical industries	IMCI	100.000	100.000
Service Sector			
Ibdaa Al-sharq Alwast General Contractin	SIBD	1.000	1.000
Agricultural Sector			
AL-Rebass for Poultry&feed	AREB	-	-
Company Names	Code	Previous Average Price	Closing Price
Industrial Sector			
Al-Hilal Industries	IHLI	1.400	1.400
Modern Construction Materials	IMCM	1.300	1.300
The Light Industries	ITLI	1.260	1.260

Iraq Stock Exchange
Non Iraqis' Bulletin Wednesday April 15 2026
Regular Market



Non Iraqi Trading of Regular Market (Buy)

Company Names	Code	No.of trades	Traded Shares	Trading Volume
Telecommunication Sector				
Asia cell	TASC	1	4,348	69,568
Total Telecommunication sector		1	4,348	69,568
Grand Total		1	4,348	69,568

Non Iraqi Trading of Regular Market (Sell)

Company Names	Code	No.of trades	Traded Shares	Trading Volume
Banks Sector				
Commercial Bank of Iraq	BCOI	6	14,194,549	9,510,348
Bank Of Baghdad	BBOB	13	3,000,000	10,260,000
National Bank Of Iraq	BNOI	30	4,583,613	23,376,426
Al-Mansour Bank	BMNS	4	5,000,000	8,610,000
Total Bank sector		53	26,778,162	51,756,774
Industry Sector				
Baghdad Soft Drinks	IBSD	23	11,591,593	69,561,358
Total Industry sector		23	11,591,593	69,561,358
Grand Total		76	38,369,755	121,318,132

OTC Platform Trading Bulletin No (64)

Company Name	Code	highest price	lowest price	Average price	No.of Trades	Traded Volume	Traded Value
Banks Sector							
Al-Warka Bank	BWAI	0.200	0.200	0.200	44	140,700,000	28,140,000
Total Of Money Service Sector					44	140,700,000	28,140,000
Industrial Sector							
Kirkuk producing construction	IKFP	2.280	2.280	2.280	1	3,923	8,944
Total Of Industrial Sector					1	3,923	8,944
Total					45	140,703,923	28,148,944

Not Trading OTC Companies

Company Name	Code	Previous Average price
Banks Sector		
Hammurabi Commercial Bank	BHAM	—
Al-Sanam Islamic Bank	BSAN	3.000
Money Service Sector		
Iraqi Deposit Insurance Corporation	FIDI	1.000
Rabee Securities	FRSE	9.500
Ishtar Gate for e-Paymant	FISH	1.000
Sama Baghdad Exchange	FSBE	—
Insurance Sector		
Al Badia Insurance	NBAD	—
Kurdistan Insurance	NKUI	0.500
Shatt Al Arab Insurance	NSHA	1.000
Elaf Insurance	NELF	—
Dilina Insurance Company	NDIL	—

Iraq Stock Exchange
Non Iraqis' Bulletin Wednesday April 15 2026
Regular Market



Non Iraqi Trading of OTC (Sell)

Company Names	Code	No.of trades	Traded Shares	Trading Volume
Banks Sector				
Warka Bank for inv.&Finance	BWAI	7	75,000,000	15,000,000
Total Bank sector		7	75,000,000	15,000,000
Grand Total		7	75,000,000	15,000,000

Iraq Stock Exchange

Wednesday 15/4/2026



سوق العراق للاوراق المالية
IRAQ STOCK EXCHANGE

Not Trading Bonds Bulletin

Bond type	Publish type	Code	last trading price	immortilize date
Banaa Bonds /Million ID	Second	CB20	964,981	19/12/2025
Eamar Bonds /Million ID	First	CB30	1,001,095	—
Eamar Bonds /Million ID	Second	CB40	—	—
Eamar Bonds /500 Thousand ID	Third	CB45	—	—
Eamar Bonds /Million ID	Third	CB50	—	—
Injaz Bonds /500 Thousand ID	First	CB55	—	—
Injaz Bonds /Million ID	First	CB60	—	—
Injaz Bonds /500 Thousand ID	Second	CB65	507,301	—
Injaz Bonds /Million ID	Second	CB70	965,050	—
Injaz Bonds /500 Thousand ID	Third	CB75	—	—
Injaz Bonds /Million ID	Third	CB80	978,182	—
National Bonds/Million ID	First	CB90	—	—
National Bonds/500 Thousand ID	Second	CB95	—	—
National Bonds/Million ID	Second	CB100	—	—